

24<sup>th</sup> November 2023



*CST Mid-Year Report 2023  
Including Q1 & Q2 of financial year 2023/24*



**Caring for people, our places and the planet**

**BARNET**  
LONDON BOROUGH



[www.barnet.gov.uk](http://www.barnet.gov.uk)

**BARNET**  
LONDON BOROUGH

# Priority 1: Tackling and reducing anti-social behaviour



## Anti-Social Behaviour (ASB) Case review ( Formally known as Community Trigger)

If a victim/complainant has reported three reports of anti-social behaviour to the police, council, or registered provider of housing (housing association) or five individuals have reported the same issue separately in the past six months and believe no action has been taken they can apply for a review of how the various agencies have dealt with the problem. .

It gives the victim/complainant the right to call for the Barnet Community Safety Partnership (BSCP) to work together to review the problem and devise an action plan to resolve it. More information can be found by visiting our website here <https://www.barnet.gov.uk/community/community-safety/anti-social-behaviour-case-review-formerly-known-community-trigger#title-0>

## Public Space Protection Order (PSPO)

A borough wide PSPO with 11 conditions has been implemented in Barnet and is in place for 3 years. A Public Space Protection Order (PSPO) is a power under the Anti-Social Behaviour, Crime and Policing Act 2014. It is intended to allow a council (and police) to deal with a particular nuisance or problem behaviour that is detrimental to the local community's quality of life in a particular area. Breach of a PSPO is a criminal offence with a maximum penalty of £1000 in court or a £100 fixed penalty notice (30% reduction if paid within 14 days). The PSPO will be enforced by authorised council officers, police officers and police community support officers. Please see link for further details <https://www.barnet.gov.uk/pspo>

The Community Safety team have a number of tools at their disposal to combat ASB such as Injunctions, Community Protection orders (CPN), Criminal Behaviour Orders (CBO) and Premises Closure orders (PCO)

# Priority 1: Tackling and reducing anti-social behaviour

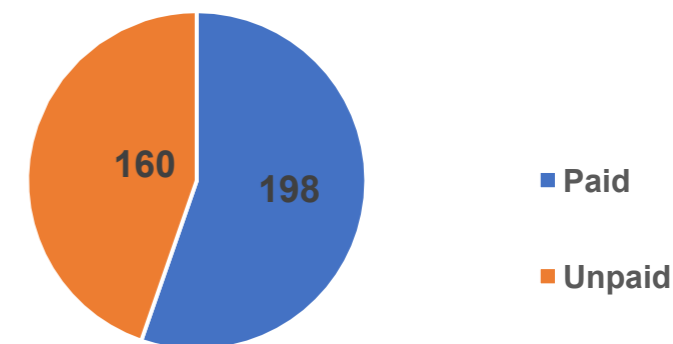


## ASB Tools and Powers Outcomes:

Month	Injunction	Criminal Behavior Order (CBO)	CPN Written Warning	Community Protection Notice (CPN)	CPN Breached	Public Space Protection Order (PSPO)	Premises Closure Order (PCO)
April 2023	0	0	21	0	0	3	1
May 2023	0	0	5	1	2	8	0
June 2023	0	0	20	1	0	20	1
July 2023	0	0	9	1	0	20	0
August 2023	0	0	13	0	0	29	0
September 2023	0	0	6	2	0	-	0

## Fixed Penalty Notices: 6 Months to September 2023

### FPN: 6 Months to September 2023



## Community Trigger\*: 6 Months to August 2023

There were **9** Community Trigger applications received during the 6 months to August 2023.

\*Community Triggers give victims and communities the right to request a review of their case (where the local threshold is met), to bring agencies together to take a joined up, problem solving approach for the victim, this is in line with priority 1.

Data includes the 6 months of April 2023 – September 2023

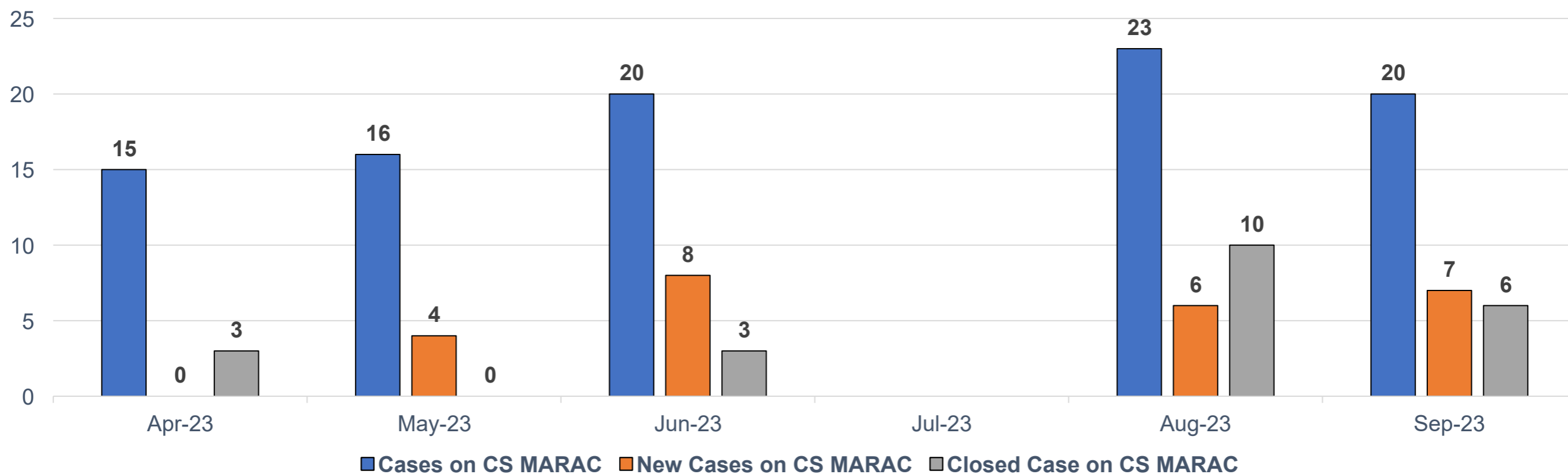
Caring for people, our places and the planet

# Priority 1: Tackling and reducing anti-social behaviour

## Community Safety MARAC (CS MARAC)

The Community Safety MARAC (CS MARAC) panel delivers our coordinated multi-agency response for victims of repeat and/or high risk anti-social behaviour. The panel convenes every 6 weeks and routinely has 4 new case referrals per meeting. During Apr – Sept 2023 the panel heard an average of approx. 19 cases per meeting, implementing a bespoke partnership action plan for each case.

CS MARAC April – September 2023



The CS MARAC is held every 6 weeks therefore there was no CS MARAC in July 2023

# Priority 1: Tackling and reducing anti-social behaviour (CCTV)



## CCTV

Over the last year there has been a strategic review of our CCTV operation across the borough.

Barnet Council's new Colindale CCTV control room was officially launched with updated new state-of-the-art technology and capabilities – alongside improved 24/7, 365 days a year monitoring,

The launch of the control room is a key milestone in Barnet's Strategic CCTV improvement programme and is part of the council's wider community safety strategy, which sees the council working closely with Police and other organisations to tackle crime, violence against women and girls, and anti-social behaviour.

The improvements will also significantly increase the number of images and coverage in the borough from 127 to 823. This will allow us to:

- Tackle Anti-Social Behaviour and environmental crime across the borough
- Increase wellbeing and perception of safety for residents
- Improved partnership working with MET police
- Identify economic development and inclusion opportunities
- Combine Public Space Surveillance cameras with those in Libraries

Between April 2023 to September 2023 inclusive there were 408 incidents recorded with many of these being to support the MET police.

Caring for **people**, our **places** and the **planet**

# Priority 1: Tackling and reducing anti-social behaviour (CCTV)



## Number of CCTV Incidents by Ward: 6 months to September 2023

LBB Wards	Alarm	ASB - Environmental	ASB - Nuisance	ASB - Personal	Assault	Burglary	Criminal Damage	Domestic	Drink Drive	Fire	Firearm	Hoax Call	Knife Crime	Missing Person	Other	Robbery	RTC	Sexual Offence	Shop Lifter	Stop & Search	Street Drinking	Suspicious Behaviour	Suspicious Package	Vehicle Incident	Violence Against Person	Welfare Concern	TOTAL
Barnet Vale	0	0	0	0	0	0	0	0	0	0	0	0	0	0	1	0	0	0	0	0	0	0	0	0	0	1	2
Burnt Oak	2	4	4	2	4	0	0	1	0	0	2	1	0	0	6	1	3	0	2	0	0	1	0	4	1	7	45
Childs Hill	0	0	0	0	0	0	0	0	0	1	1	0	0	0	1	0	0	0	0	0	0	0	0	2	0	0	5
Colindale North	0	0	4	0	6	0	0	0	0	0	0	0	2	0	1	0	0	0	1	0	0	0	0	0	0	3	17
Colindale South	0	0	0	0	0	0	0	0	0	0	0	0	0	0	7	0	0	0	0	0	0	0	0	0	0	0	7
Cricklewood	0	6	0	0	1	1	0	0	0	0	0	0	2	1	9	1	0	0	1	0	2	4	0	1	0	5	34
East Barnet	0	0	2	1	2	0	0	0	1	0	0	0	1	0	3	4	1	0	3	0	0	0	0	0	0	1	19
East Finchley	0	0	0	0	2	0	1	1	0	0	0	2	1	0	5	1	1	0	1	0	0	0	0	0	0	1	16
Edgware	1	0	2	1	8	0	1	1	0	1	0	2	1	4	10	9	4	2	1	0	0	7	1	2	0	5	63
Finchley Church End	0	1	2	0	7	2	1	4	1	1	2	1	2	0	21	3	4	1	1	0	0	3	0	1	0	3	61
Friern Barnet	0	0	0	0	0	0	0	0	0	0	0	0	0	1	1	0	0	0	0	0	0	0	0	0	0	0	2
Garden Suburb	0	0	0	0	0	0	0	0	1	0	0	0	0	0	0	0	0	0	0	0	0	0	0	0	0	0	1
Golders Green	1	0	1	0	4	0	0	0	0	0	0	1	1	3	11	2	0	0	1	0	2	2	1	2	0	11	43
Hendon	0	2	0	0	5	1	0	0	0	0	1	0	2	1	8	2	1	2	3	0	0	2	0	0	3	3	36
High Barnet	0	2	0	0	0	0	0	0	0	1	0	0	0	1	3	2	3	0	1	2	0	0	0	0	0	0	15
Mill Hill	2	0	0	0	0	0	0	0	0	0	0	1	2	2	3	1	2	1	0	0	0	2	0	0	0	0	16
Totteridge & Woodside	0	0	0	0	0	0	0	0	0	0	0	0	0	0	0	0	2	0	0	0	0	0	0	0	0	0	2
West Finchley	0	0	0	1	0	0	0	0	0	0	0	0	0	0	0	0	0	0	0	0	0	2	0	0	0	3	6
West Hendon	0	0	0	0	1	0	0	0	0	0	0	0	0	0	0	0	0	0	1	0	0	0	0	0	0	0	2
Whetstone	0	0	0	0	0	0	0	0	0	0	0	1	0	0	0	0	2	0	0	0	0	0	0	0	0	0	3
Woodhouse	0	0	2	0	2	0	0	0	0	0	1	0	0	0	1	0	0	0	0	0	0	0	0	0	0	7	13
<b>TOTAL</b>	6	15	17	5	42	4	3	7	3	4	7	9	14	13	91	26	23	6	16	2	4	23	2	12	4	50	408

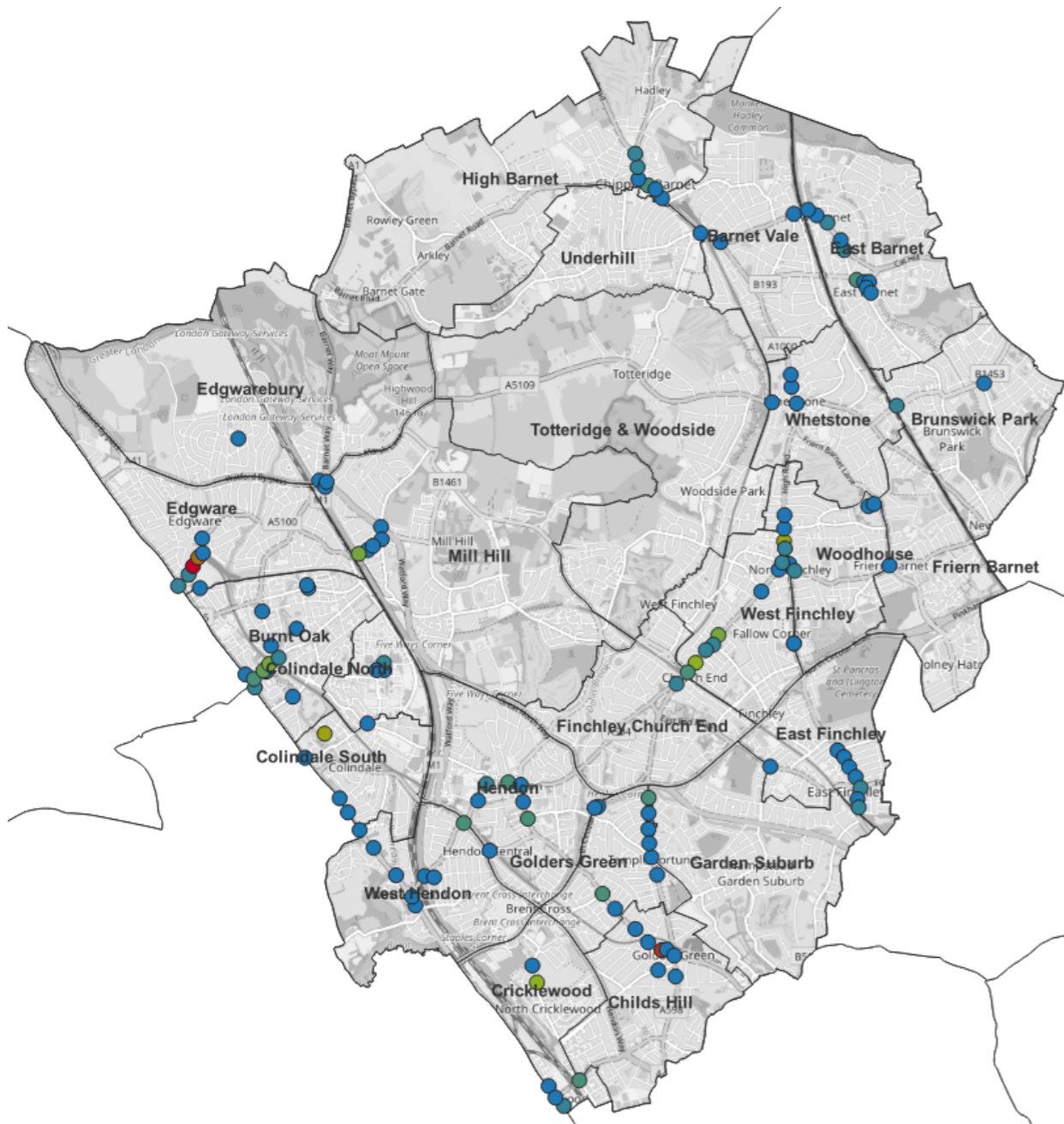
In Edgware, the largest number of CCTV incidents captured (Other than other) was for Assault and Robbery.  
 In Finchley Church End, it was for Assault.  
 In Burnt Oak, the largest number of CCTV incidents captured was for Welfare Concern.

Caring for people, our places and the planet

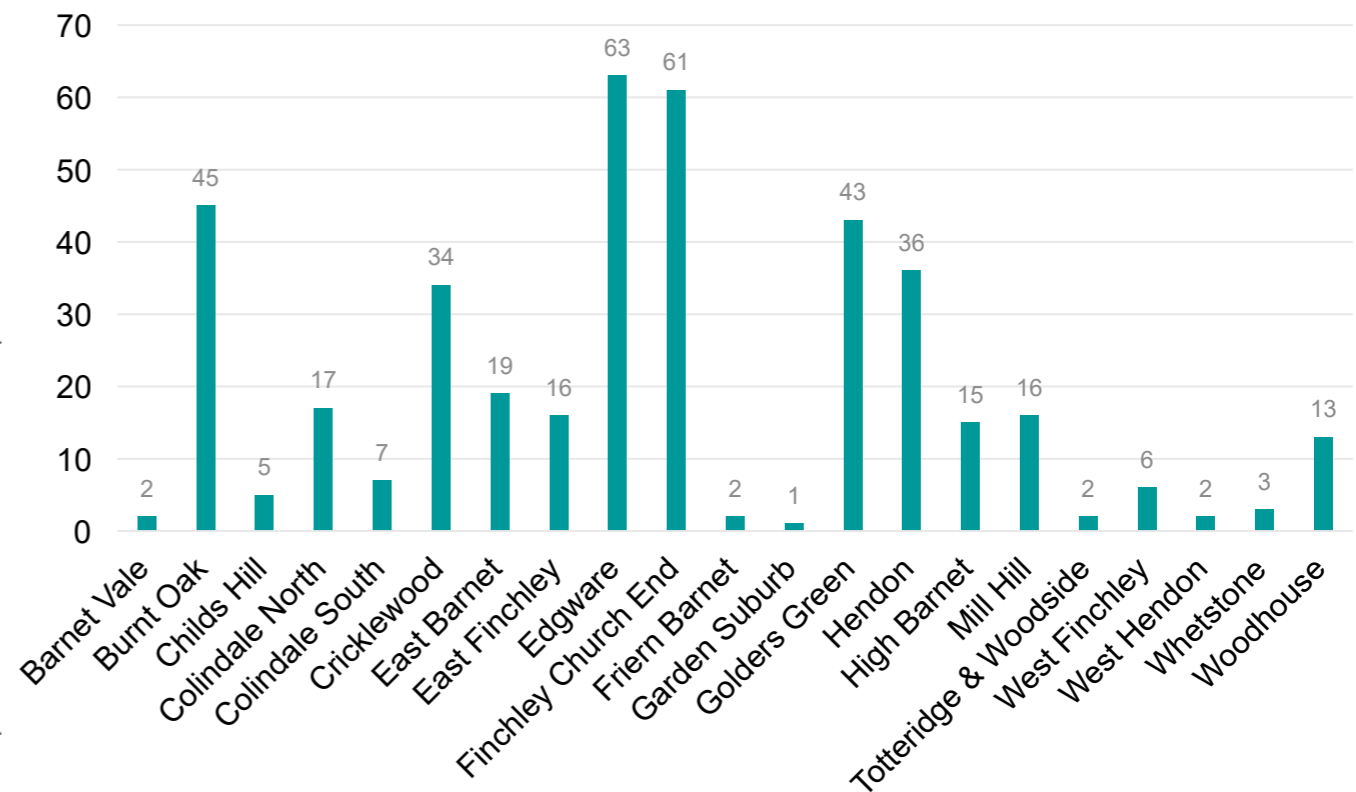
# Priority 1: Tackling and reducing anti-social behaviour (CCTV)

## Number of CCTV Incidents by Ward: 6 months to September 2023

The most used cameras in the borough are E15 in Edgware and GG21, being used 28 times and 25 times, respectively.



CCTV Incidents In each ward

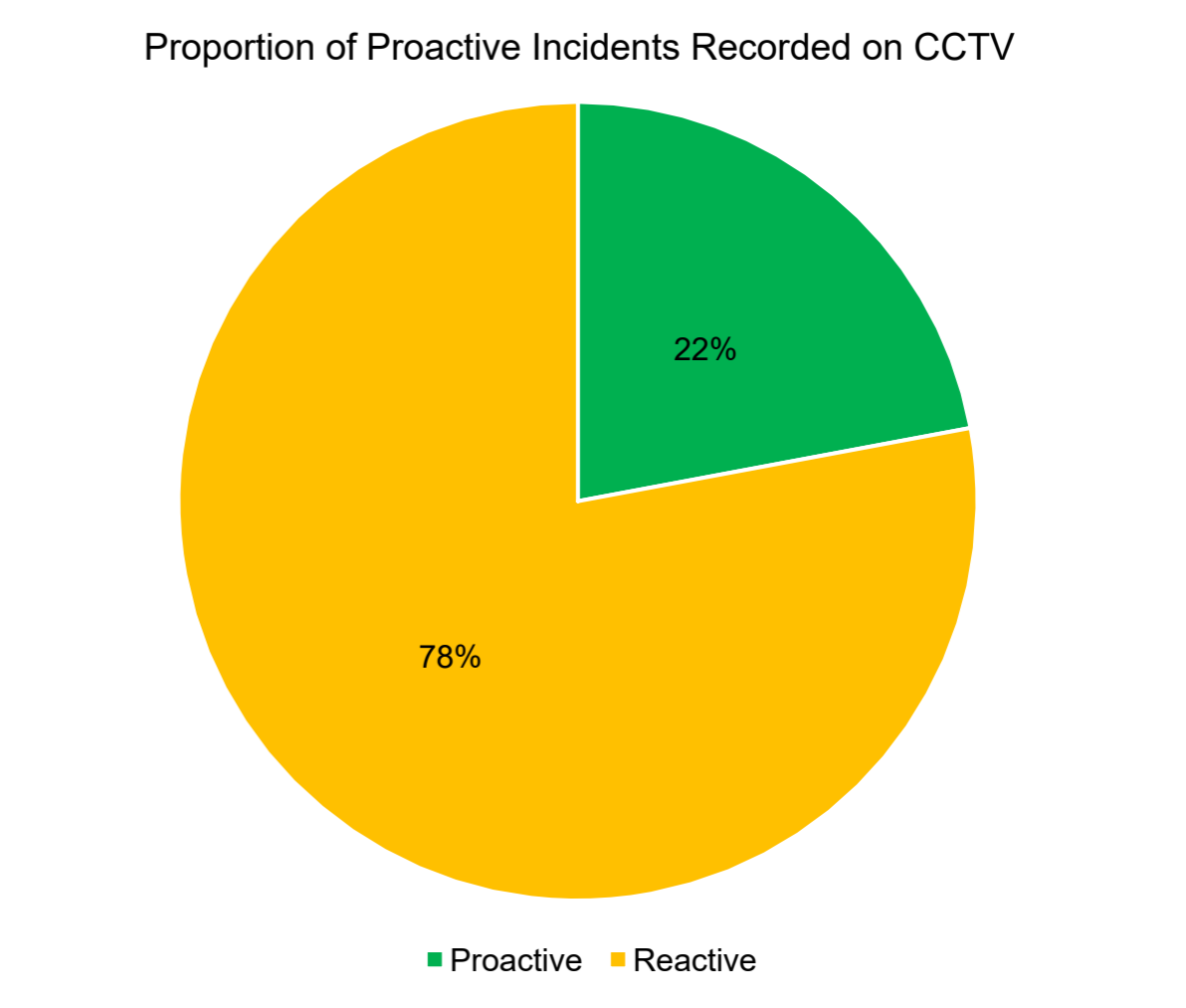
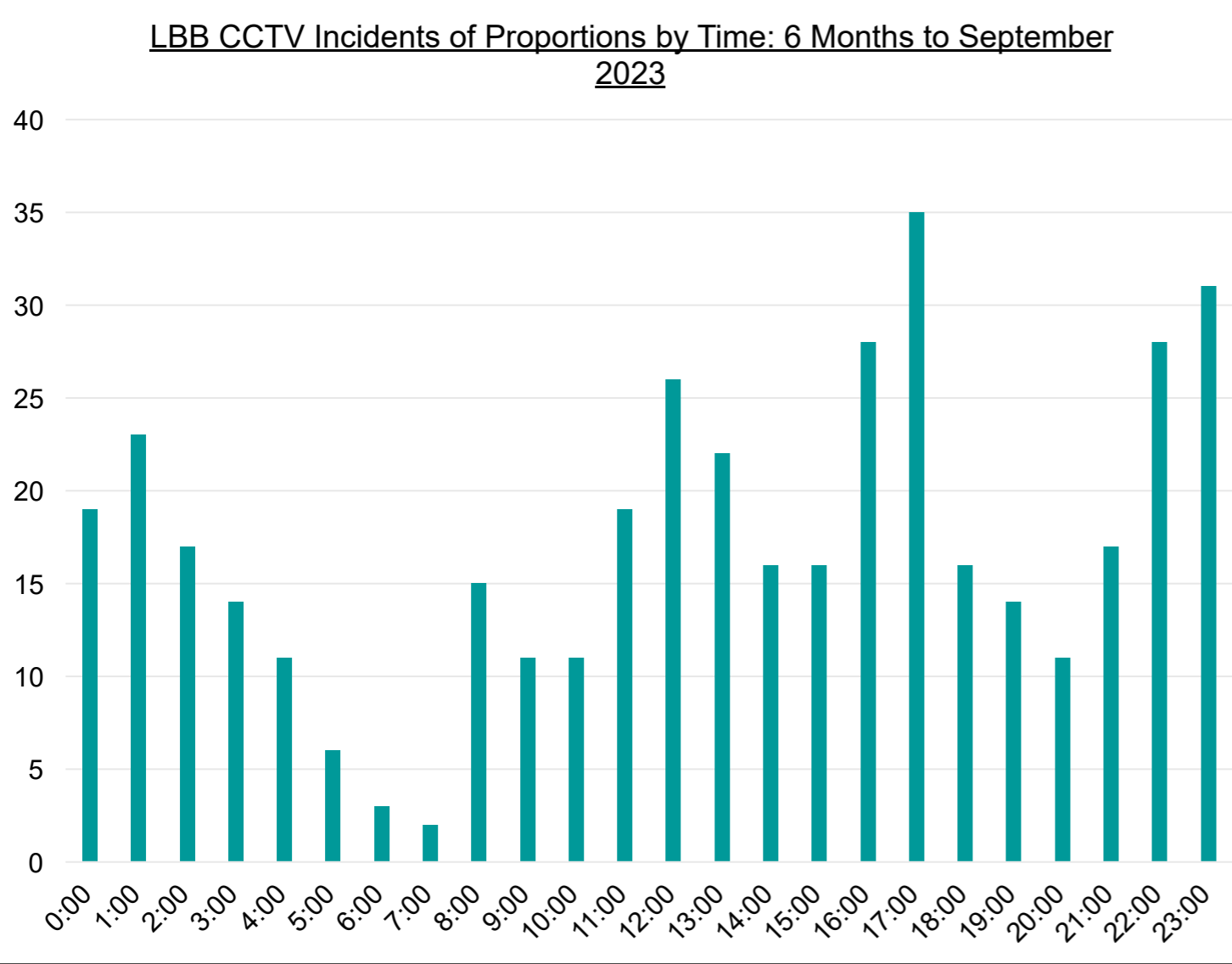


The map on the left shows cameras that get more usage with red being used more and blue being used less.

# Priority 1: Tackling and reducing anti-social behaviour (CCTV)

## Time of Incidents: 6 months to September 2023

## Proactive or Reactive Incidents: 6 months to September 2023



- The above chart shows the quietest periods are between 04:00am and 08:00am.

- The above pie chart shows most CCTV incidents recorded are reactive. (The police or the council have asked the control room for assistance.)

Caring for people, our places and the planet



# Priority 4: Safeguard and Support those Vulnerable to Radicalisation

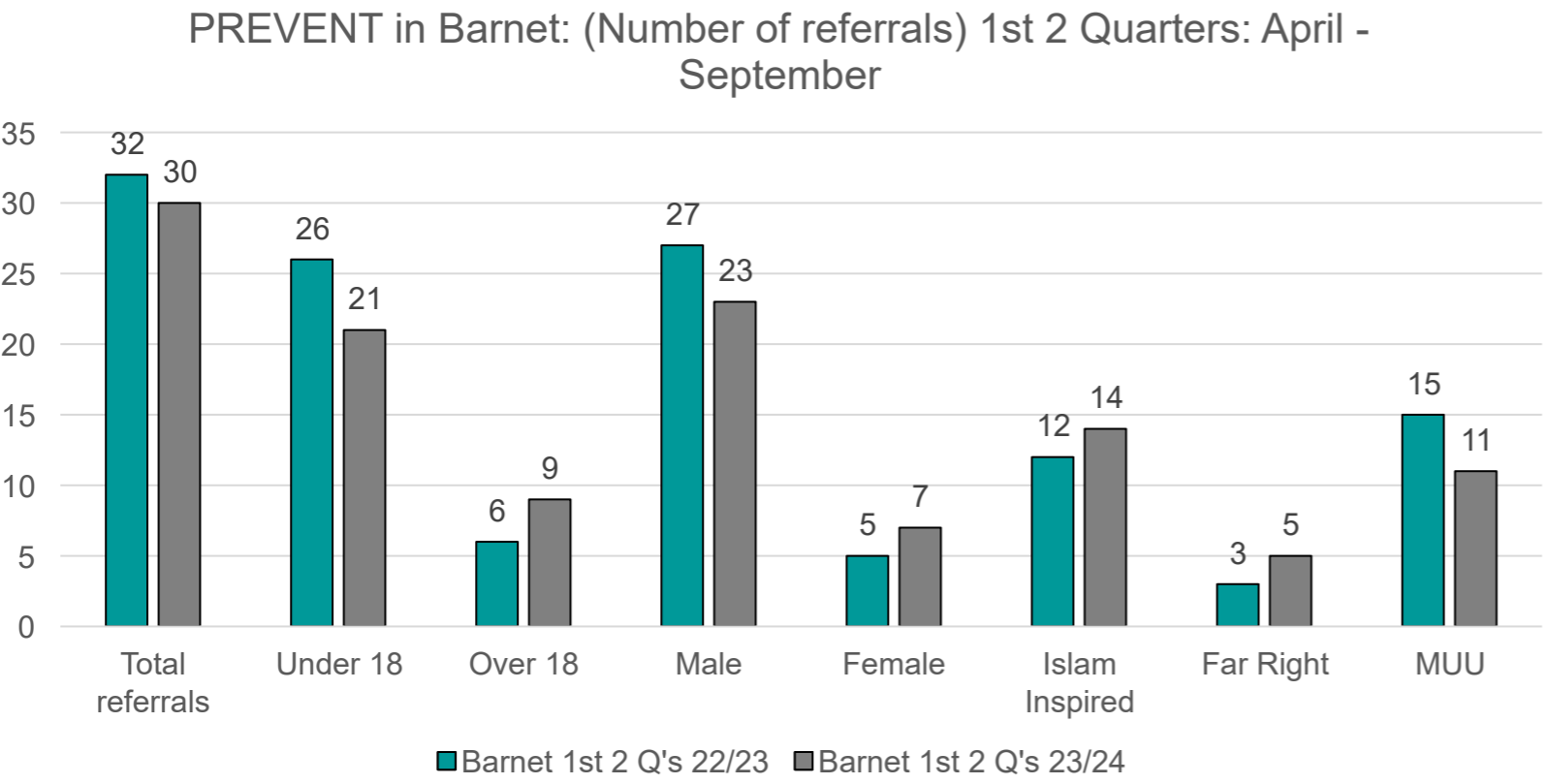
## Prevent

- The Prevent Coordinator and Prevent Education Officer deliver a continuous programme of training for frontline staff to enable them to recognise, refer and respond to risks of radicalisation. In the first 2 quarters of 2023/24, 1080 education professionals, LA frontline staff and commissioned partners received updates and awareness workshops of the Prevent Duty. In addition, 80 parents attended online safety risk and threat awareness sessions. The Prevent Education Officer has delivered online critical thinking workshops to students. 2830 pupils received online safety advice that covers areas such as conspiracies, fake news, and disinformation.
- **A training plan was delivered that ensures all individuals who are working with potentially vulnerable people possess the skills required to safeguard those who may be susceptible to exploitation. This includes those working in a social care role, housing, and foster carers. 21 foster carers have attended training since April 2023**
- 69% of all enquiries to the LA of a Prevent nature were under the age or 18, 69% male. 47% were for Islamist ideology and 33% for Mixed, Unclear and Unstable mindsets (including Misogyny and obsessions of mass school shootings) an increase of 41% on last year.
- **6 Channel Panels, a multi-agency panel that discusses and considers the safeguarding of susceptible individuals, were held in the reporting period. 2 individuals were safeguarded in Channel.**
- A high proportion of accepted Channel cases across all forms of extremism appeared to suggest a subject's risk levels were driven by their engagement with extremist ideologies and influencers online. This is especially so with young people.

# PREVENT: Number of Referrals Barnet Quarterly Comparisor

1<sup>st</sup> 2 Quarters (April-September) 2022/23 and 2023/24

## Trend



There were 32 PREVENT referrals in Barnet over Qtr1 & Qtr2. In the previous year, there were 30.  
**This is a decrease of -6%**

In Barnet over the two comparable quarters of 2022/23 and 2023/24, the data shows the majority of referrals involve:

- Male (77%)
- Under 18 (70%)
- MUU inspired (37%)

**Caring for people, our places and the planet**

## Quarter 1 & 2 2022/23 compared to 2023/24 (April-September)

Prevent In Barnet	Q1 & Q2 2022/23	Q1 & Q2 2023/24	% change
Total referrals	32	30	-6.0%
Under 18	26	21	-19.0%
Over 18	6	9	50.0%
Male	27	23	-14.8%
Female	5	7	40.0%
Islam Inspired	12	14	16.6%
Far Right	3	5	66.6%
MUU	15	11	-26.6%

In quarter 1 compared to same period the previous year:

- Total referrals decreased by 6.0%
- There was a 14.8% decline in male referrals (down from 27 in 2022/23 to 23 in 2023/24)
- Referrals of under 18's have decreased by 19.0%
- Islam Inspired referrals increased by 16.6%
- Mixed, Unstable and Unclear (MUU) referrals decreased by 26.6%

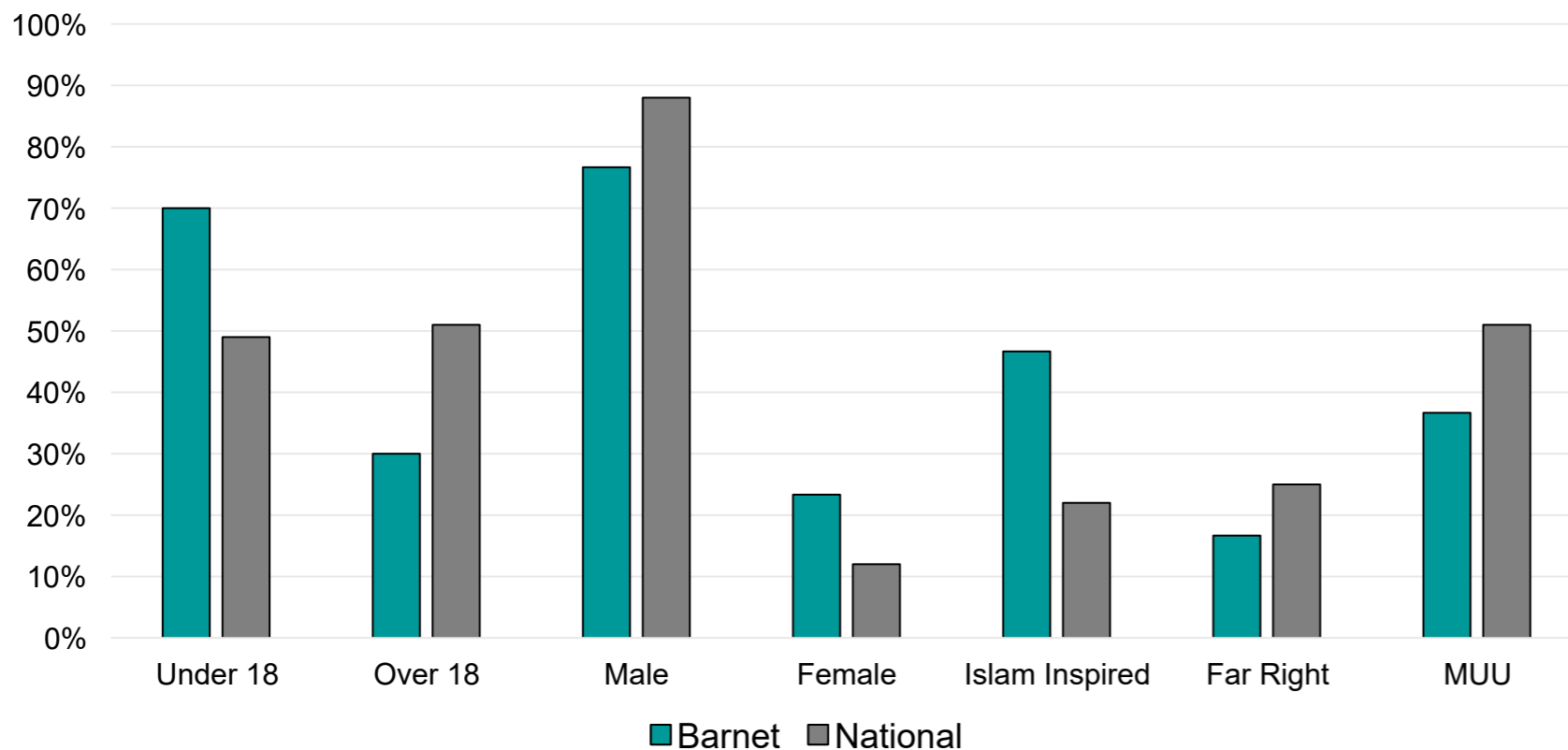
# PREVENT: Percentage of Referrals - National Comparison



Q1 & Q2 (April – September) - 2023/24

## Trend

PREVENT in Barnet: (Percentage of referrals) in Barnet Q1 & Q2 2023/24 compared with National



## Barnet vs National

Total Referrals Percentage Point Difference: Barnet Q1 & Q2 2023/24 vs National.

Percentage point difference	Barnet vs National
Under 18	<b>21%</b>
Over 18	<b>-21%</b>
Male	<b>-11%</b>
Female	<b>11%</b>
Islam Inspired	<b>25%</b>
Far Right	<b>-8%</b>
MUU	<b>-14%</b>

During quarter 1 in Barnet, compared to the National 2021/22 average there was:

- +21% point difference in under 18 referrals
- +11% difference in Female referrals
- +25% point difference in Islam inspired referrals
- -14% point difference in Mixed, Unstable and Unclear referrals (MUU)

Caring for people, our places and the planet

# Priority 5: Access to Justice for those Affected by Hate Crime

## Local Hate Crime Data

April to September 2023

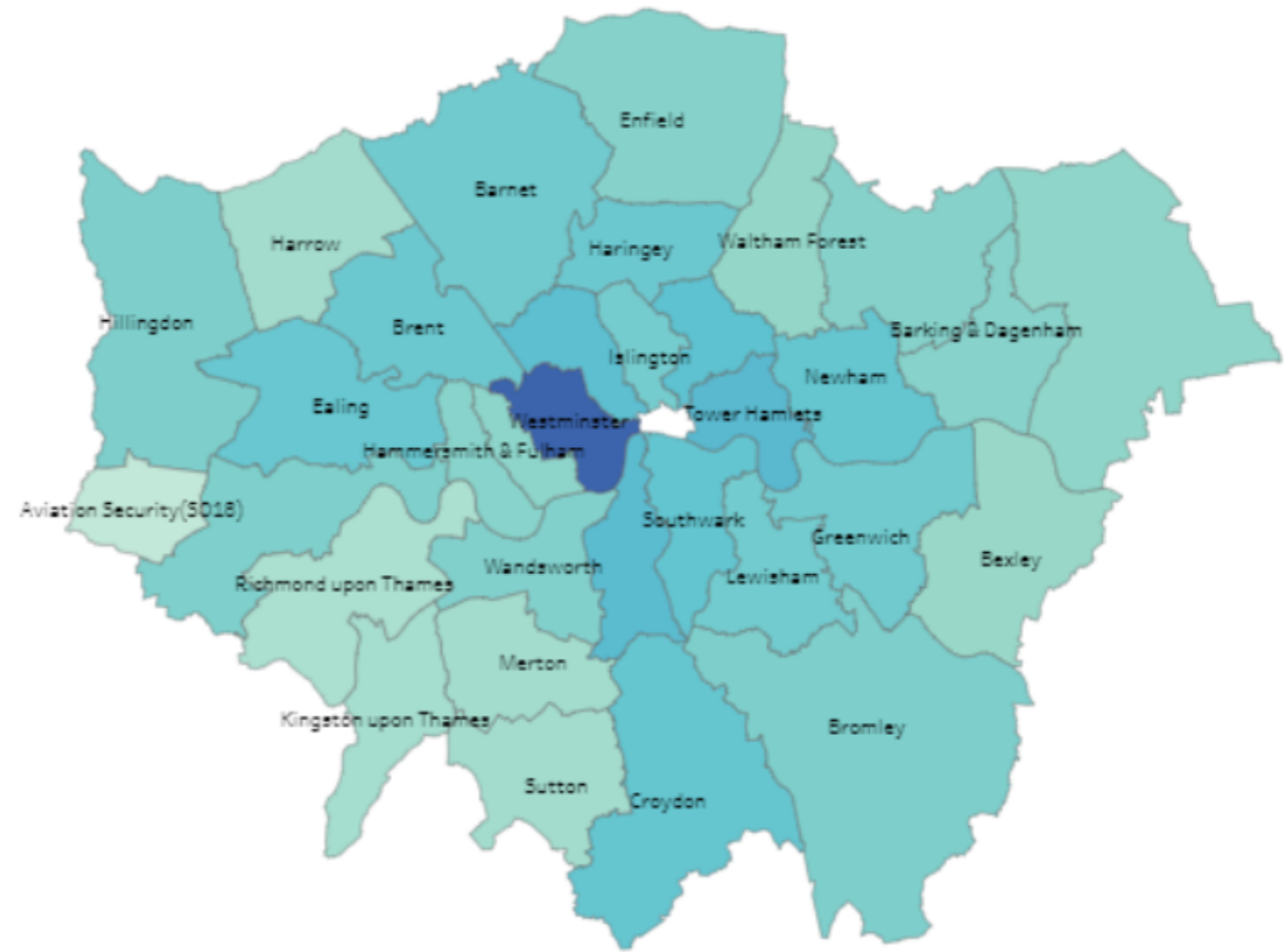
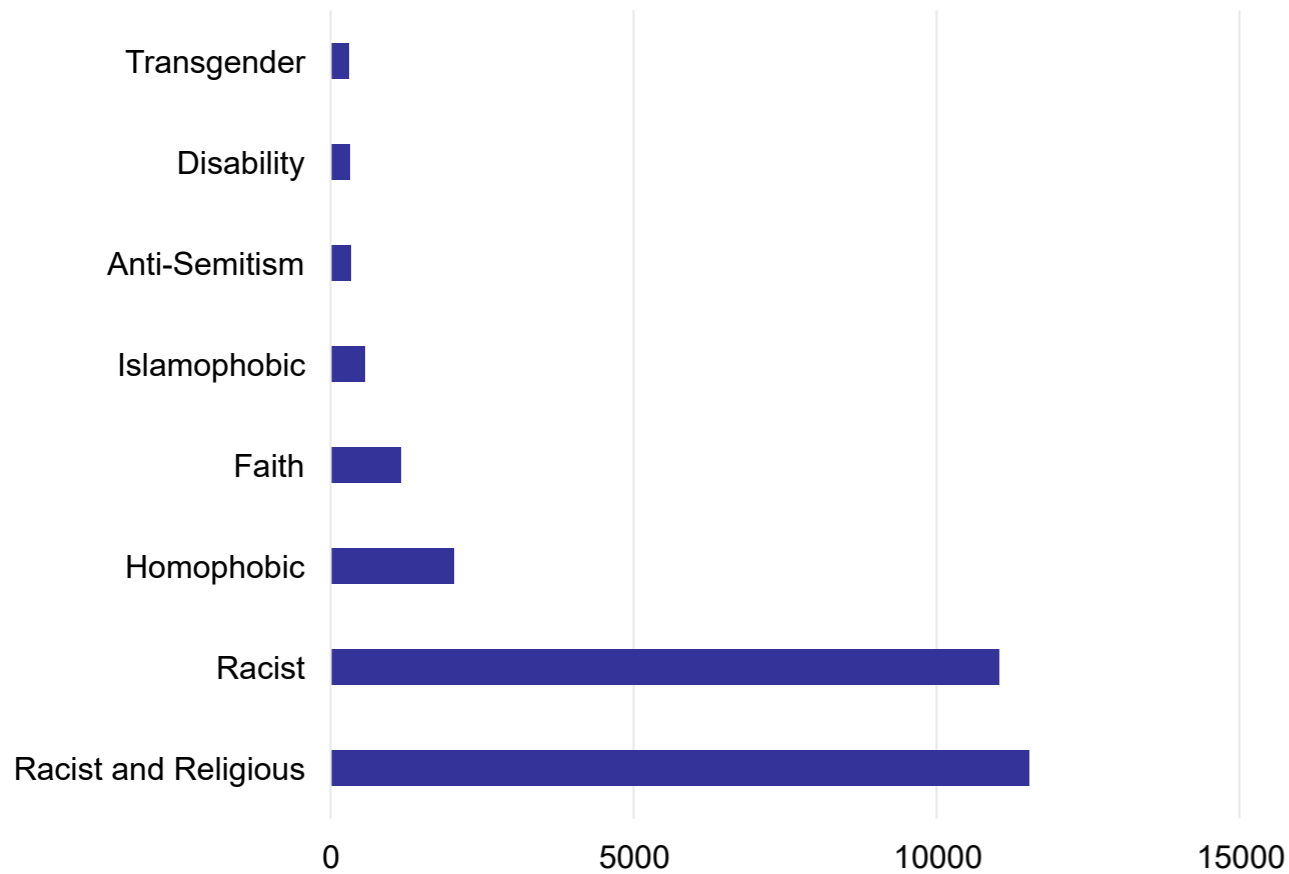
Hate Crime	London	Barnet
Racist and Religious	11,536	413
• Anti-Semitic	• 335	• 87
• Islamophobic	• 566	• 16
Disability	328	10
Homophobic	2,036	50
Transgender	304	14
<b>TOTAL</b>	<b>13,678</b>	<b>470</b>

Caring for people, our places and the planet

# Priority 5: Access to Justice for those Affected by Hate Crime

## London Hate Crime Data April to September 2023

### London Hate Crime – 13,678



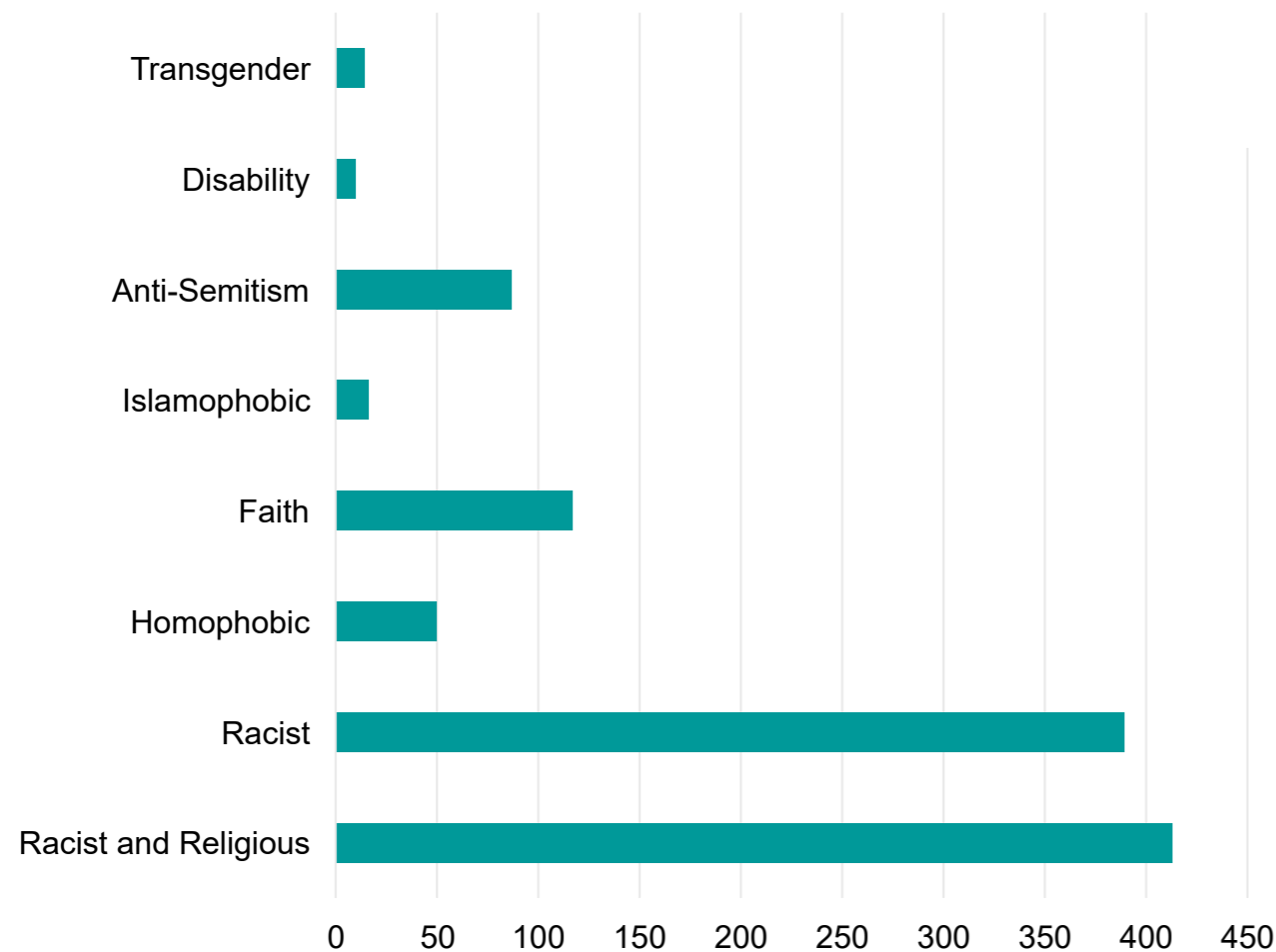
Caring for people, our places and the planet

# Priority 5: Access to Justice for those Affected by Hate Crime

## Barnet Hate Crime Data

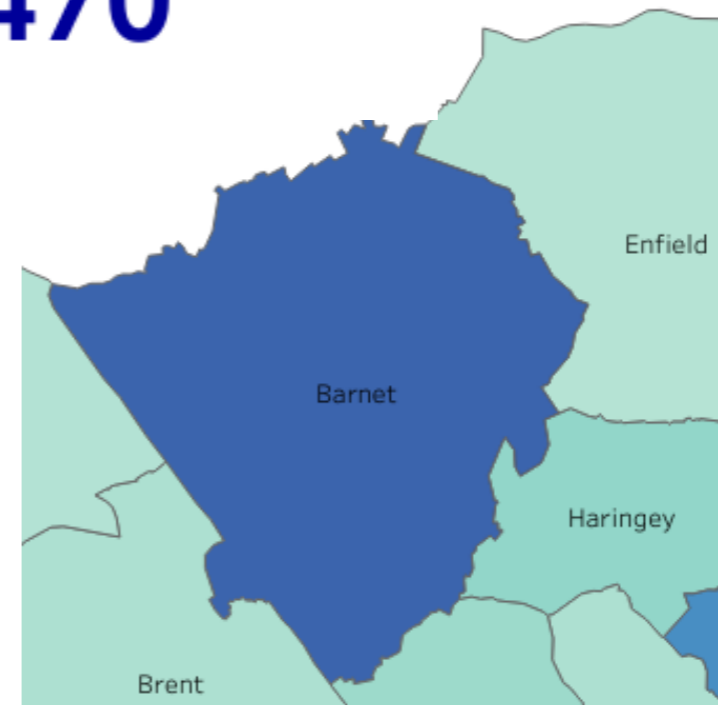
April to September 2023

### Barnet Hate Crime



Hate Crime Offence Count:

**470**



Caring for people, our places and the planet

# Priority 5: Access to Justice for those Affected by Hate Crime

## Barnet Anti-Semitism Hate Crime Data

April to September 2023

Anti-Semitic Offence Count:

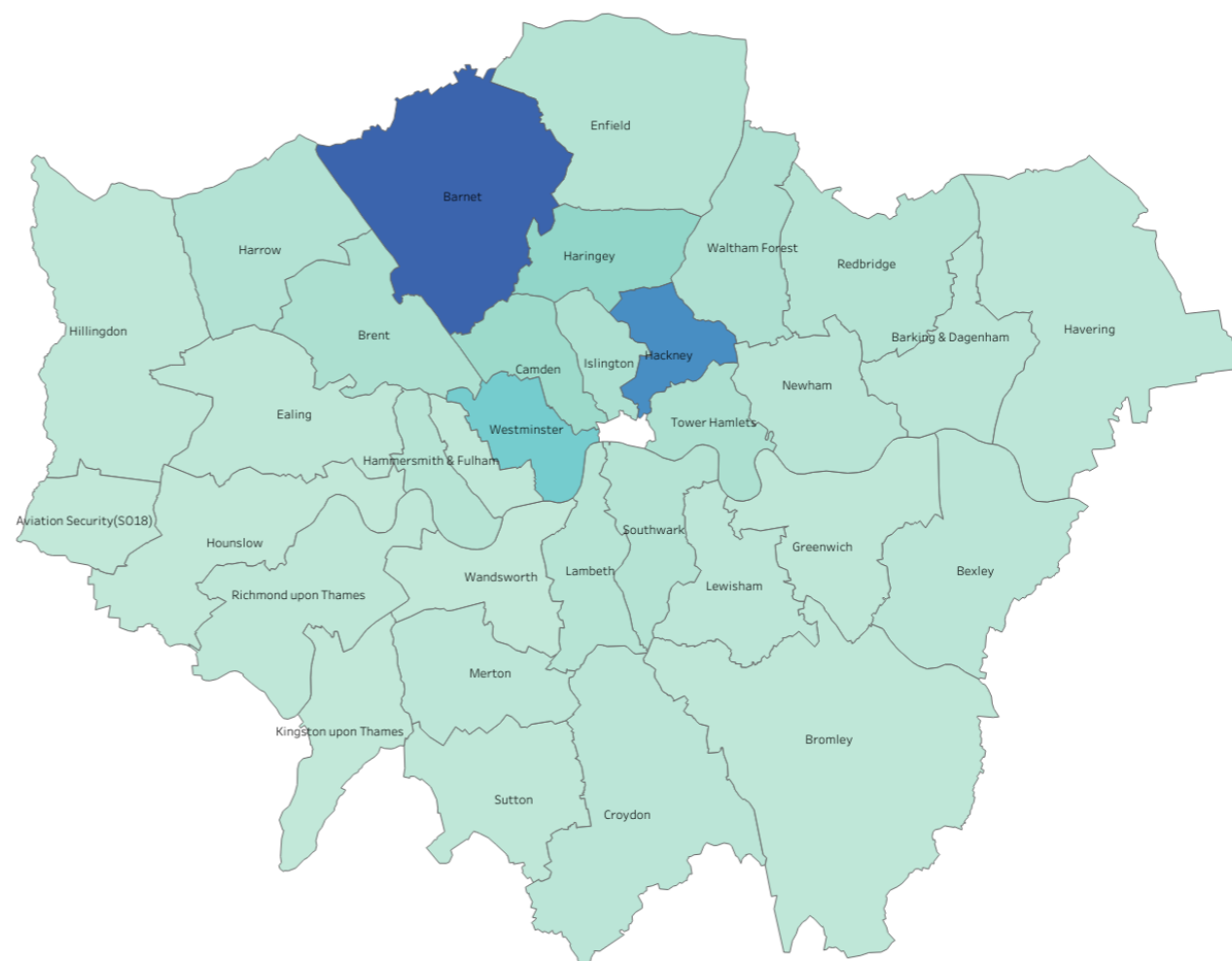
**87**

12 months (ending September 2023) compared to previous 12 months (ending September 2022):

**▲ 27.8%**

September 2023 compared to August 2023:

**▲ 150.0%**



Caring for people, our places and the planet

# Priority 5: Access to Justice for those Affected by Hate Crime



## Hate Crime

- October saw an increase in instances of hate crime as a direct result of the outbreak of conflict in the Middle east. [Middle East conflict: Information for local communities | Barnet Council](#)
- Total Hate Crime allegations of all types in NWBCU = 531  
(289 of these were in Barnet = 54%)
- Total Middle East Conflict related hate crimes in the NWBCU = 282  
(201 of these were in Barnet = 71%)

These incidents are broken down as follows:

- Islamophobic = 45 (20 in Barnet)
- Antisemitic = 235 (181 in Barnet)
- Faith Hate = 2 (0 in Barnet)
- A total of 13 Middle East Tensions related crimes resulted in persons being arrested, most of these were for Public Order offences (6 of these were in Barnet)



# Priority 5: Access to Justice for those Affected by Hate Crime



## Hate Crime

Barnet's Community Response to hate crime includes:

- Increased comms encouraging residents to stay safe and report hate crime and incidents to the Police.
- Reminding residents to use **Barnet's Hate Crime Reporting Centres** if they need support to report hate crime or signposting to local/community specialist support groups.
  - <https://www.barnet.gov.uk/directories/hate-crime-reporting-centres>
- Increased offer of **workshops for residents**, particularly for vulnerable adults.
- Continued **workshops for staff** at frontline organisations and health and social care providers to help clients/patients identify and report hate crime.
- Future plans to run a programme of **hate crime awareness events** to support community cohesion.

## Hate crime can also be reported via:

[Crimestoppers](#) A national charity with a free helpline for reporting crime anonymously.

[Tell MAMA](#) A national project supporting victims of anti-Muslim hate and monitoring anti-Muslim incidents.

[Community Security Trust \(CST\)](#) A charity protecting British Jews from antisemitism and related threats.

[Galop](#) A national charity providing advice and support to members of the LGBT community.

# Barnet Community Safety Hubs



## Community Safety Hubs

As of February 2023, four hubs have been operational since their individual launch dates. These hubs have been delivered one day per week at each location (Fig 1) for 3 hours utilising 16 officer hours per week.

Site	Address	Opening Times	Visitor numbers between April 2023 and September 2023
<b>Edgware</b>	The Meeting Room, Boardwalk Shopping Centre, Station Road, Edgware, HA8 7BD	<b>Tuesdays</b> 2pm to 5pm	5
<b>West Hendon</b>	The Community Hub, Gadwell House, Perryfield Way, Hendon, NW9 7DZ	<b>Thursdays</b> 2pm to 5pm	8
<b>Chipping Barnet</b>	Chipping Barnet Library, 3 Stapylton Road, EN5 4QT	<b>Wednesdays</b> 3pm to 6pm	19
<b>North Finchley</b>	Artsdepot, 5 Nether Street, Tally Ho Corner, North Finchley, N12 0GA	<b>Mondays</b> 3pm to 6pm	18

Caring for **people**, our **places** and the **planet**

# Pop-UP Community Safety Hubs



## Pop-Up Community Safety Hubs

The first Pop Up Hub was launched at Lodge Lane Car Park in May 2023. It was held alongside the Community Skips programme taking place at the time. Since then, 12 more pop-up hubs have been activated across the borough between May and August 2023.

Location	Ward	Date	Number of residents reached
Lodge Lane Car Park	Woodhouse	03/05/2023	3
Golders Hill Park Event	Childs Hill	08/05/2023	5
Middlesex Uni and Barnet VAWG, Middlesex University Hendon London	Hendon	24/05/2023	No issue data but engagement with community
Bike Marking with Metropolitan Police- Patterson Square	Colindale South	12/06/2023	6
West Hendon Summer Solstice- - Damsel walk	West Hendon	21/06/2023	7
CAMMA Event with Metropolitan police- Summer Lane	Woodhouse	26/06/2023	Engagement with 50 + residents
Alcohol Awareness Week Grahame Park Estate, The Library, The Concourse	Colindale North	03/07/2023	Engagement with residents with 1 reported issue raised
Moat Mount Pop Up Hub	Mill Hill	09/07/2023	Engagement with residents
Bike Marking 2 with Metropolitan Police- Patterson Square	Colindale South	25/07/2023	Engagement with Residents
SAHM Cricket Tournament- Mill Hill Cricket Club	Mill Hill	30/07/2023	Engagement with residents although event was rained off.
Pride in the Park LGBTQ Family Funday Event	West Finchley	20/08/2023	Large numbers of engagement
Urban Gamez GPE	Colindale North	25/08/2023	Large numbers of community engagement
Wellness and Support Event- Chipping Barnet Waitrose	High Barnet	09/09/2023	3 issues raised with large numbers of engagement

Caring for people, our places and the planet

# Community Safety Ward Walks



## Community Safety Ward Walks

Since the start of the Ward Walk program November 2022 all wards have at least one visit.

Between April to September 2023 there have been **17** Ward walks around Barnet. The remaining 7 wards will have ward walks arranged within the next few of months

Ward	Number of Visits Between April to September 2023
Burnt Oak	2
East Barnet	2
East Finchley	2
Edgware	2
Barnet Vale	1
Brunswick Park	1
Childs Hill	1
Colindale South	1
Edgwarebury	1
Finchley Church End	1
Friern Barnet	1
Hendon	1
Totteridge & Woodside	1
Underhill	1
West Finchley	1
West Hendon	1
Woodhouse	1

Caring for **people**, our **places** and the **planet**

# Community Safety Ward Walks



## Community Safety Ward Walks

During the ward walks between April to September 2023 there were **150** Issues identified.

Ward	Number of Issues Identified
Absence of CCTV	7
Antisocial Behaviour	22
Barnet Homes	3
Blind Spots/Hidden Areas	2
Drugs/ Alcohol	2
Empty/ Derelict/ Isolated Buildings	3
Environmental Health Issue	2
External Partnership Association	5
Feeling like you are being followed	2
Fly tipping	23
Graffiti	3
Highways	29
Other	9
Overgrown bushes/ trees	12
Parking Issue	2
Poor or no streetlighting	14
Robbery/ Theft	1
Street Cleaning	8
Vehicle Crime	1
<b>TOTAL</b>	<b>150</b>

Caring for **people**, our **places** and the **planet**